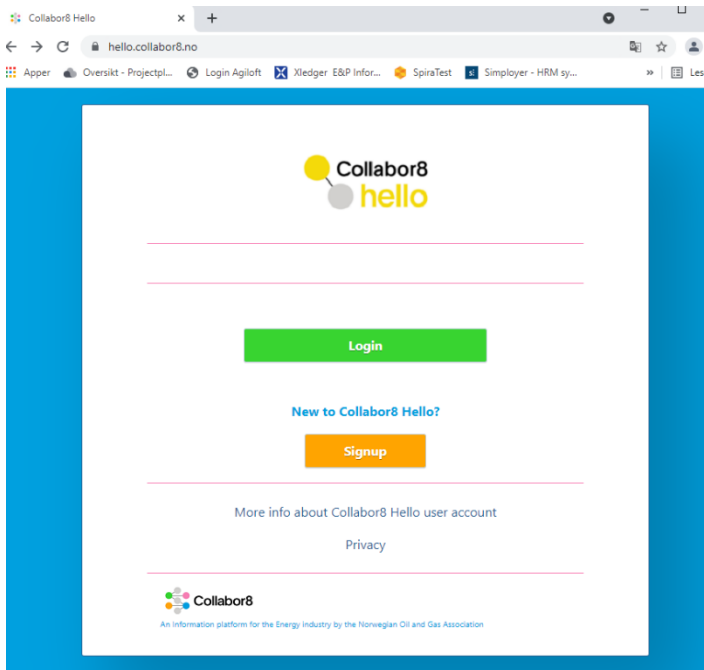
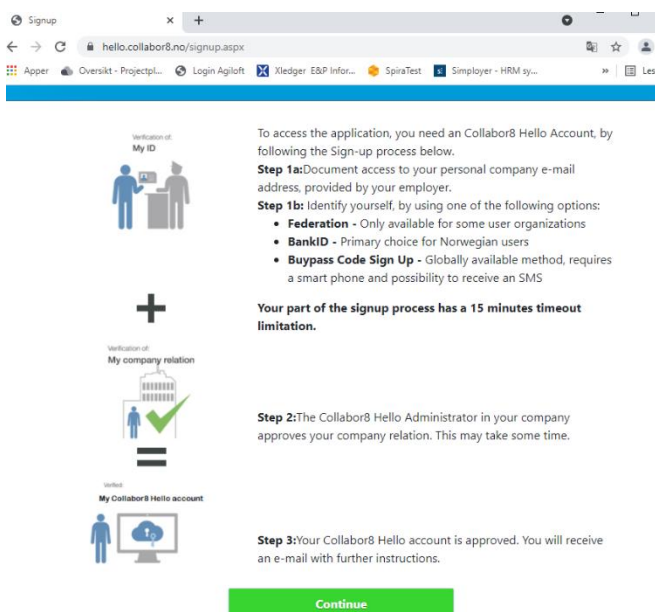


## HOW TO SIGN-UP WITH BANK ID

**Step 1: Go to your Application providers URL or <https://hello.collabor8.no/> and click on Sign-up**



**Step 2: Click continue from the sign-up information window**



To access the application, you need a Collabor8 Hello Account, by following the Sign-up process below.

**Step 1a:** Document access to your personal company e-mail address, provided by your employer.

**Step 1b:** Identify yourself, by using one of the following options:

- **Federation** - Only available for some user organizations
- **BankID** - Primary choice for Norwegian users
- **Bypass Code Sign Up** - Globally available method, requires a smart phone and possibility to receive an SMS

**Your part of the signup process has a 15 minutes timeout limitation.**

**Step 2:** The Collabor8 Hello Administrator in your company approves your company relation. This may take some time.

**Step 3:** Your Collabor8 Hello account is approved. You will receive an e-mail with further instructions.

**Continue**

### Step 3: Enter Your Personal Company e-mail address, First name, Last name and Justification and click Continue

To register a new account, please complete the following form.  
You can read the EPIM ID privacy policy [here](#)

Company Email Address\*

Confirm Company Email Address\*

First Name\*

Last Name\*

Justification\*  
Please provide justification as to why you are applying for EPIMID.

### Step 4: You will now receive a OTP (One Time Password) to the e-mail account used in this sign-up process. Enter OTP code and click Check Code

To verify your identity, a security code has been sent to you at `zz-epim-admin1.testuser@zzoperator1.epim.no`. Please copy and paste the security code here.

Code

## Step 5: Enter your e-mail and click Login

**Collabor8**  
**hello**

### Identity Verification

To finalize the registration process, we need to verify your identity with your preferred authentication method. Please insert your 'Company' email address and click 'Continue' to choose your preferred authentication method. (If your organization is federated you will be directed to the final step where you 'Select Your Company')

zz-epim-admin1.testuser@zzoperator1.epim.no

**Continue**

[More info about Collabor8 Hello](#) or [Sign up](#)

## Step 6: Click on Bank ID mobile

**Choose method**

BankID > BankID on mobile >

Bypass code sign-up >

## Step 6: Or Click Bank ID

**Choose method**

BankID > BankID on mobile >

Bypass code sign-up >

## Step 7: Enter your mobile number and date of birth

bankID Identification

Mobile number and date of birth

8 digits ddmmyy

Mobile number Date of birth

## Step 7: Enter your User ID

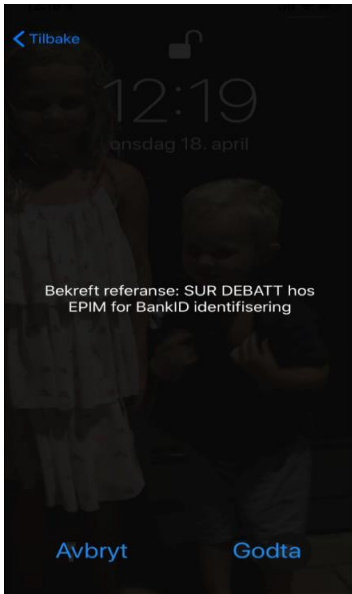
bankID Identification

User ID

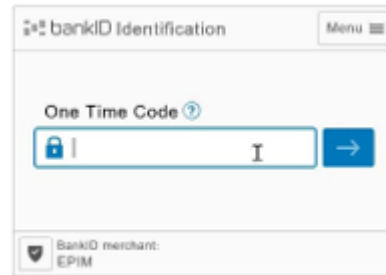
11 digits

BankID merchant: EPIM

## Step 8 Enter pin on your Mobile Phone



## Step 8 Enter One Time Code



## Followed by Personal Password



## Step 9 Select Your Company from the drop-down menu and close browser to finish your registration

### Company Selection

Please select your company from the list and press confirm to complete registration.

Select Company: \*

Confirm Company

## Step 10 Approval from your company's Collabor8 Hello Administrator (You will receive an email from [verification.hello@collabor8.no](mailto:verification.hello@collabor8.no) when your request has been approved.