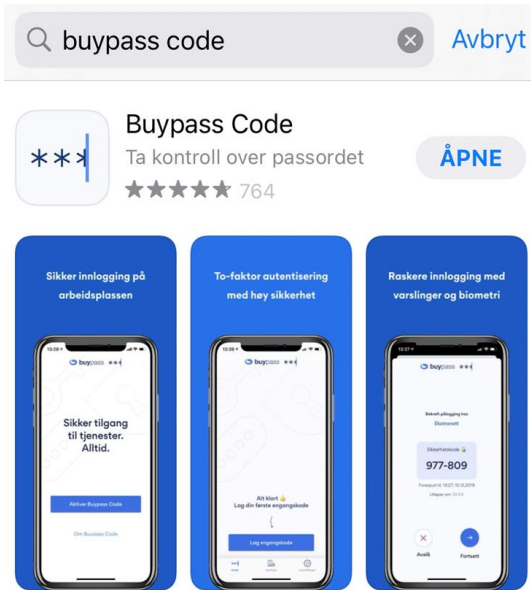


HOW TO SIGN-UP WITH Buypass Code

Pre-Requisites

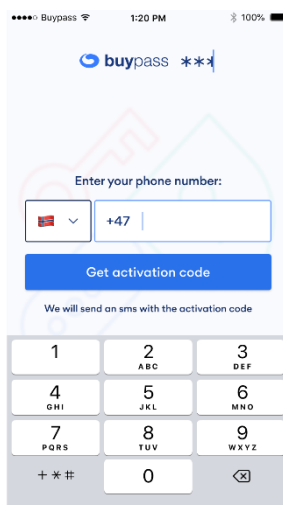
You will need an iPhone, or an Android mobile phone.

Go to App Store for iPhone or Google Play for Android and search for Buypass Code



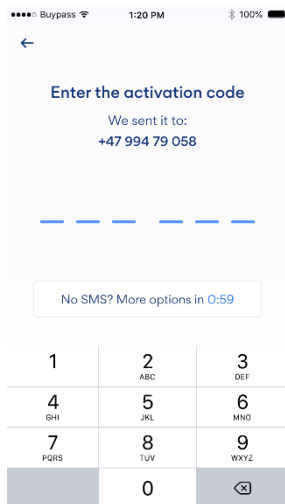
Activation of Buypass Code App

1. Registerate your mobile phone number



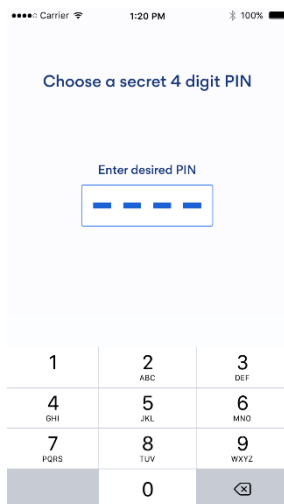
2. You will receive an SMS form EPIM ID with an activation code

3. Click on the activation code or link (SMS)



4. Set up a PIN - 4 digits

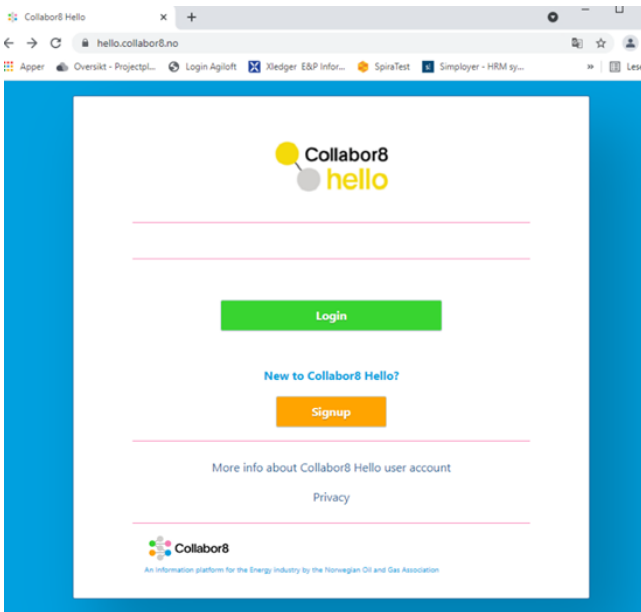
5. Confirm your PIN, before use



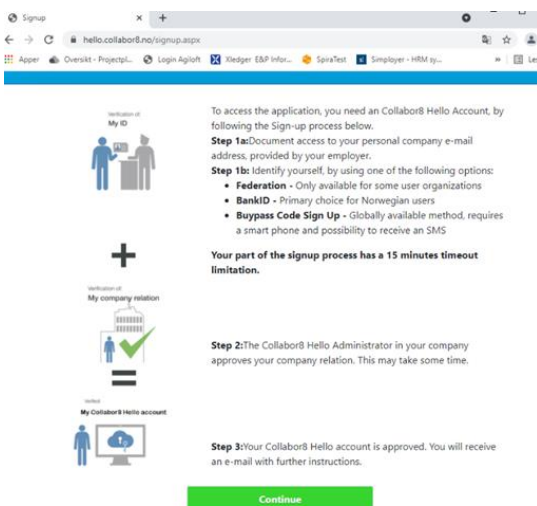
Requirements: If you want to use Bypass Code you need to have a mobile with a subscription that can receive an ordinary SMS.

Now you are ready to go forward with registering your Collabor8 Hello Account go to Step 1 on next page.

Step 1: Go to your Application provider's URL or <https://hello.collabor8.no/> and click on Sign-up



Step 2: Click continue from the sign-up information window



Step 3: Enter Your Personal Company e-mail address, First name, Last name and Justification and click Continue

To register a new account, please complete the following form.
You can read the Collabor8 Hello privacy policy [here](#)

Company Email Address*

Confirm Company Email Address*

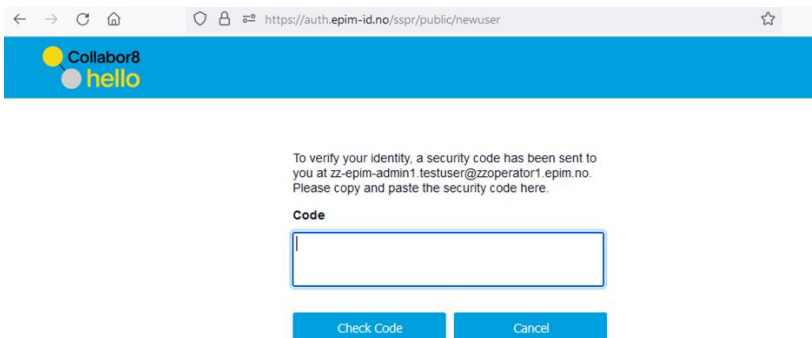
First Name*

Last Name*

Justification*

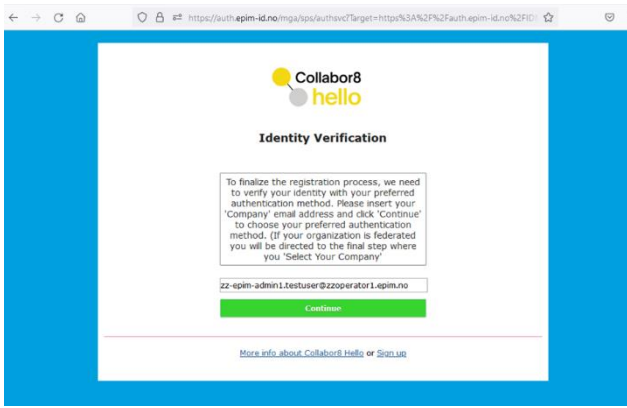
Please provide justification as to why you are applying for Collabor8 Hello.

Step 4: You will now receive an OTP (One Time Password) to the e-mail account used in this sign-up process. Enter OTP code and click Check Code

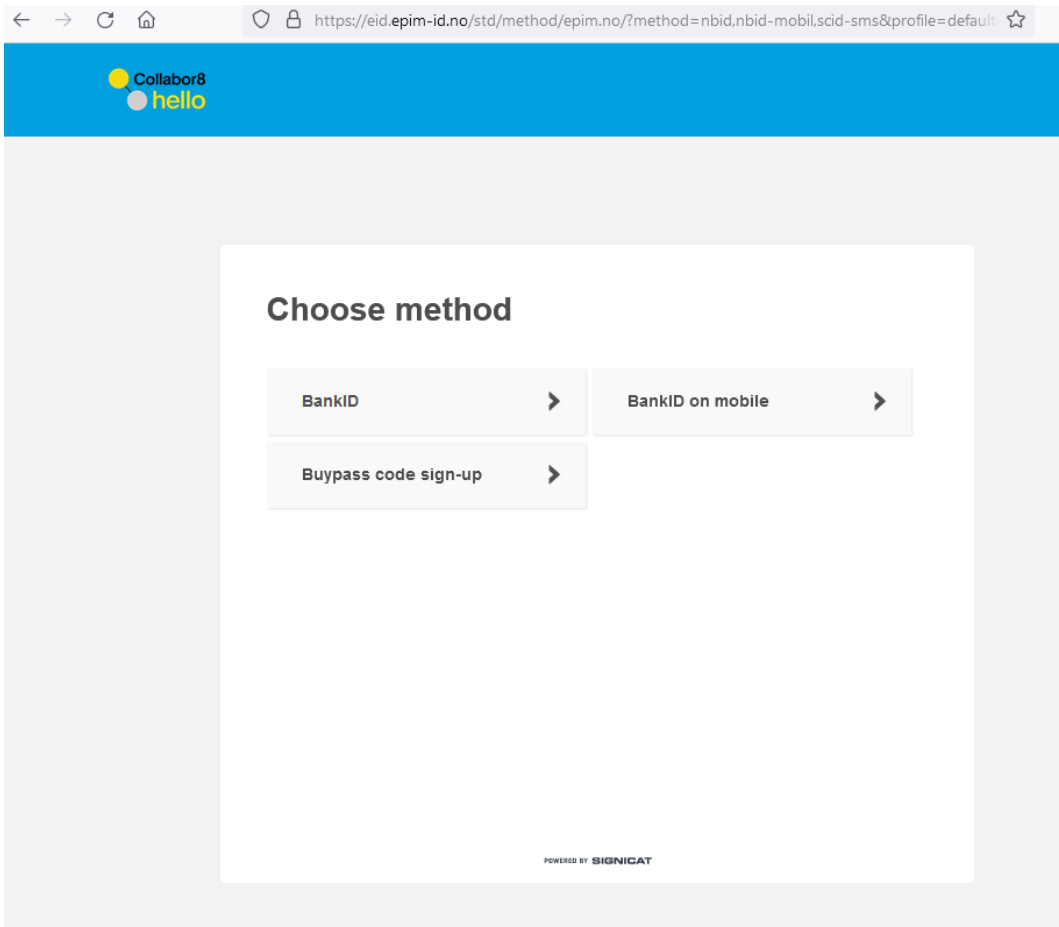


The screenshot shows a web browser window with the URL <https://auth.epim-id.no/sspr/public/newuser>. The page header features the Collabor8 hello logo. The main content area contains the following text: "To verify your identity, a security code has been sent to you at zz-epim-admin1.testuser@zzoperator1.epim.no. Please copy and paste the security code here." Below this text is a label "Code" and a text input field. At the bottom of the form are two buttons: "Check Code" and "Cancel".

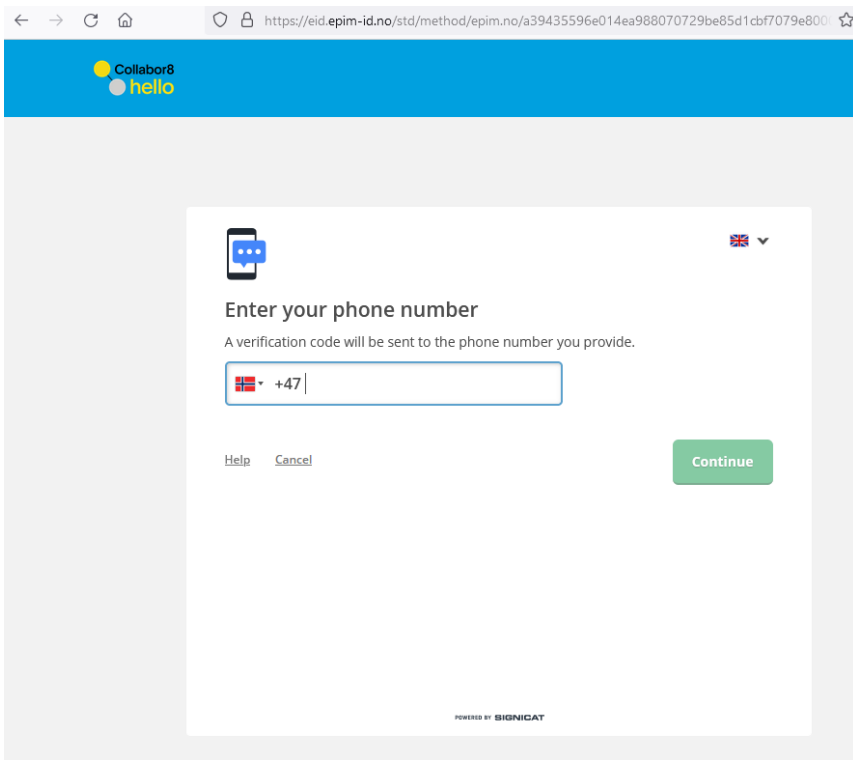
Step 5: Enter your e-mail and click Login



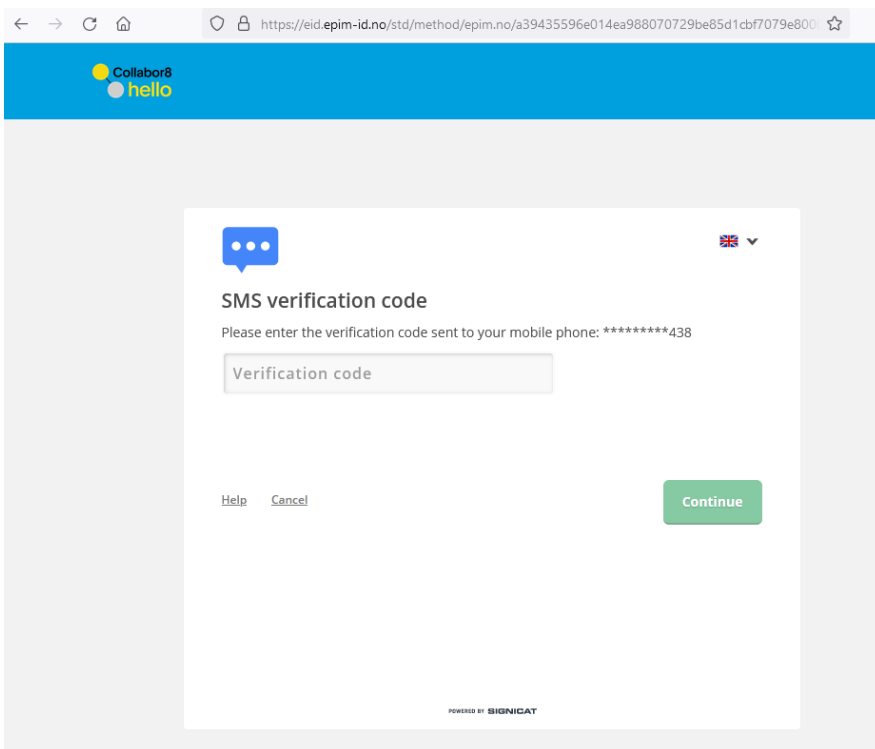
Step 6: Click on Bypass Code sign-up



Step 7: Enter your mobile phone number



Step 8: Enter OTP (SMS Verification) sent to your mobile phone and click Continue



Step 9: Select Your Company from the drop-down menu and close browser to finish your registration

Company Selection

Please select your company from the list and press confirm to complete registration.


Select Company: *

Confirm Company

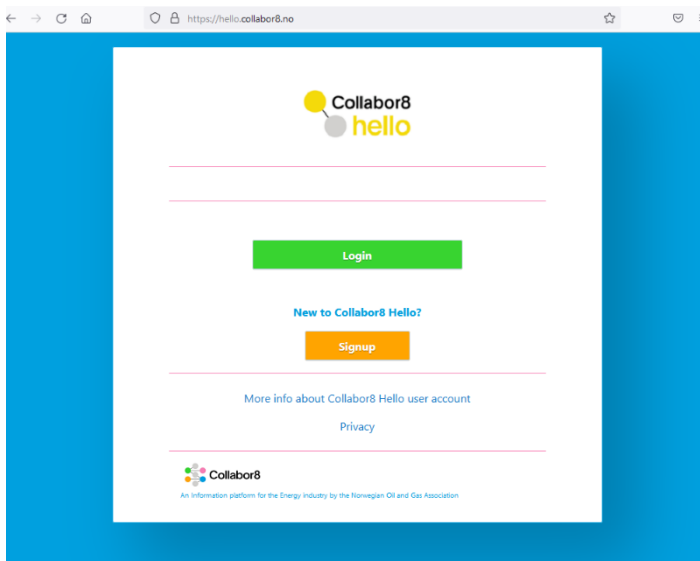
Step 10: Approval from your company's Collabor8 Hello Administrator (You will receive an email from verification.hello@collabor8.no when your request has been approved.

Login Using Bypass Code after Collabor8 Hello Administrator have approved your Account Request


Step 1: You will receive an email with instructions on how to download and install Bypass Code



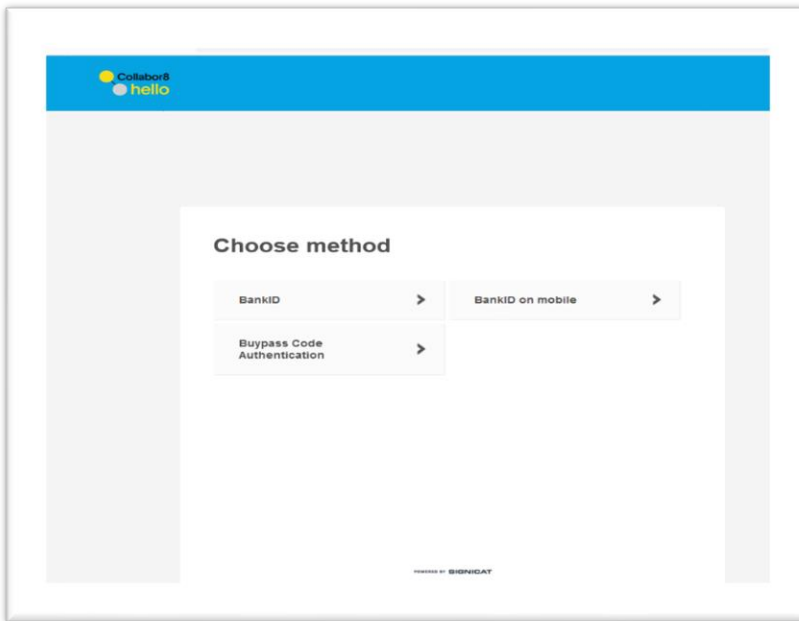
Step 2: Go to your Application provider's URL or <https://hello.collabor8.no/> and click Login



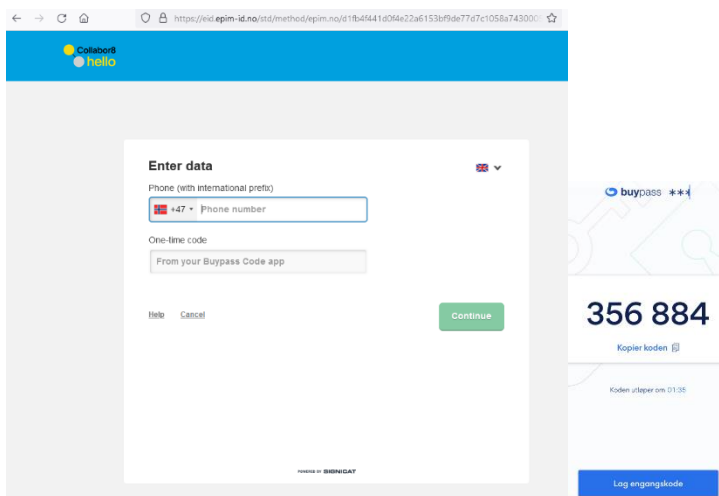
Step 3: Enter your Company email and click Login



Step 3: Select Bypass Code Authentication



Step 4: Enter your mobile phone number including country prefix (+47) and the OTP (One Time code) from Bypass Code generator on your phone and click Continue



Step 5: Successful log-in