

Norsk olje&gass

Collabor8 Hello Introduction

Standard Presentation

Version: 18th August 2021

Content

This presentation gives a high level introduction to following Collabor8 Hello aspects:

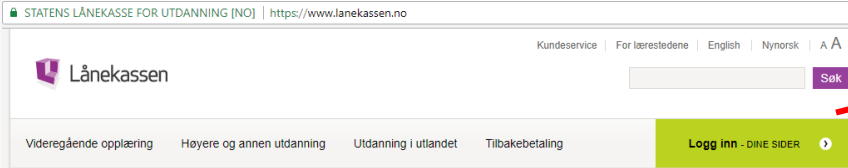
- Goals - Benefits - Value
- Concept
- User Account lifecycle
- Security & Privacy

Collabor8 Hello - Goals - Benefits - Value

Goal	Benefit	Value
One standard log-in (authentication) solution for all NOROG services	<ul style="list-style-type: none"> Improved security Simplified scope for new NOROG services Shorter time to market for new NOROG services 	Saved cost
NOROG applications available over Internet	<ul style="list-style-type: none"> Users get easy and secure access Avoid issues resulting from the SOIL firewall policy Non-Operators no longer need SOIL and MUD access to reach NOROG services SOIL gets more secure 	
GDPR compliance	<ul style="list-style-type: none"> Collabor8 Hello simplifies NOROG's compliance to new General Data Protection Regulation (GDPR) New regulations take effect 25.May 2018. 	
Automatic leavers handling	<ul style="list-style-type: none"> Collabor8 Hello offers diligent closure of User accesses when staff leave. Significantly reduces the risk of misuse of information (risk cost) Saves labour cost related to manual removal of invalid accounts (labour cost) 	
Single-Sign-On support (option requiring federation)	<ul style="list-style-type: none"> Users logged into company network are not challenged for authentication when accessing NOROG applications. Saves time. Less authentication issues. 	
Re-use of users existing personal electronic identities (eID)	<ul style="list-style-type: none"> Application Superusers in NOROG services no longer need to handle password problems Passwords not stored in the individual NOROG applications anymore. Most users can re-use an existing identity to access NOROG applications 	
Centralised user attribute management	<ul style="list-style-type: none"> Users only maintain their personal profile one place, in Collabor8 Hello, instead of in each NOROG application. 	

Concept – What is Collabor8 Hello?

- A common log in solution for all NOROG applications
- Great similarities with [ID-porten](#), providing common log in solution to 1000 public services provided by Norwegian government agencies.



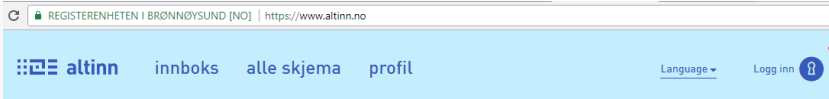
STATENS LÅNEKASSE FOR UTDANNING [NO] | https://www.lanekassen.no

Kundeservice | For lærestedene | English | Nynorsk | A A

Lånkassen

Videregående opplæring | Høyere og annen utdanning | Utdanning i utlandet | Tilbakebetaling

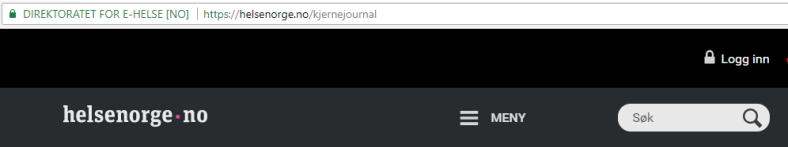
Logg inn - DINE SIDER



REGISTERENHETEN I BRØNNØYSUND [NO] | https://www.altinn.no

altinn innboks alle skjema profil

Language Logg inn



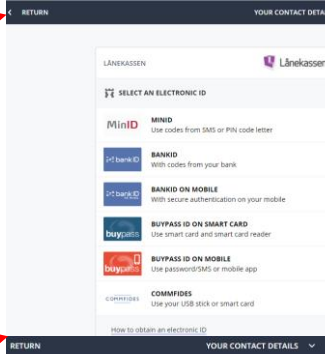
DIREKTORATET FOR E-HELSE [NO] | https://helsenorge.no/kjernejournal

helsenorge.no

MENY

Logg inn

Søk



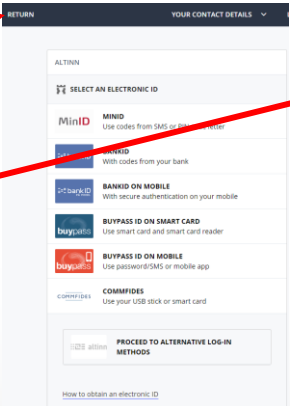
RETURN YOUR CONTACT DETAILS

LÅNEKASSEN

SELECT AN ELECTRONIC ID

- MiniD Use codes from SMS or PIN code letter
- BANKID With codes from your bank
- BANKID ON MOBILE With secure authentication on your mobile
- BUYPASS ID ON SMART CARD Use smart card and smart card reader
- BUYPASS ID ON MOBILE Use password/SMS or mobile app
- COMMFIDES Use your USB stick or smart card

How to obtain an electronic ID



RETURN YOUR CONTACT DETAILS

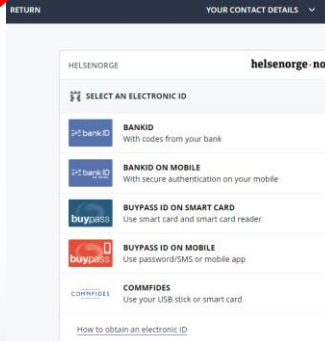
ALTINN

SELECT AN ELECTRONIC ID

- MiniD Use codes from SMS or PIN code letter
- BANKID With codes from your bank
- BANKID ON MOBILE With secure authentication on your mobile
- BUYPASS ID ON SMART CARD Use smart card and smart card reader
- BUYPASS ID ON MOBILE Use password/SMS or mobile app
- COMMFIDES Use your USB stick or smart card

PROCEED TO ALTERNATIVE LOG-IN METHODS

How to obtain an electronic ID



RETURN YOUR CONTACT DETAILS

HELSE NORGE helsenorge.no

SELECT AN ELECTRONIC ID

- BANKID With codes from your bank
- BANKID ON MOBILE With secure authentication on your mobile
- BUYPASS ID ON SMART CARD Use smart card and smart card reader
- BUYPASS ID ON MOBILE Use password/SMS or mobile app
- COMMFIDES Use your USB stick or smart card

How to obtain an electronic ID

Red arrows indicate the flow from the desktop websites to the mobile login screens.

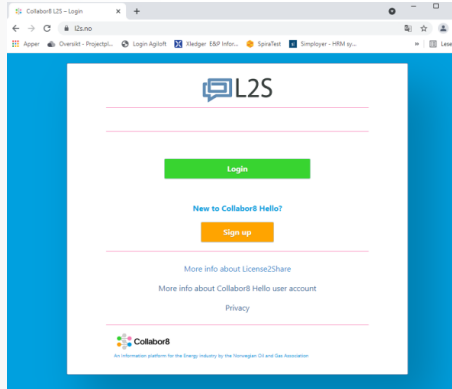
Concept – Collabor8 Hello log-in process

1. Enter application log-in page (e.g. l2s.no)

2. Chose authentication method

3. Prove own identity

4. Logged into application

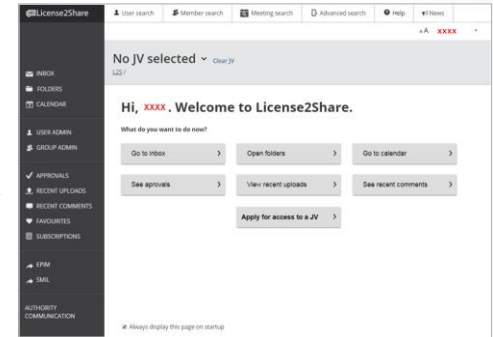
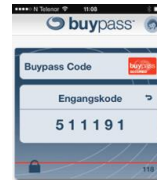
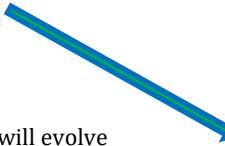
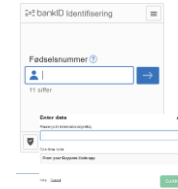



Velg metode

- BankID >
- BankID on mobile >
- Buypass Code Authentication >

Supported methods will evolve over time based which 3rd party eID providers being:

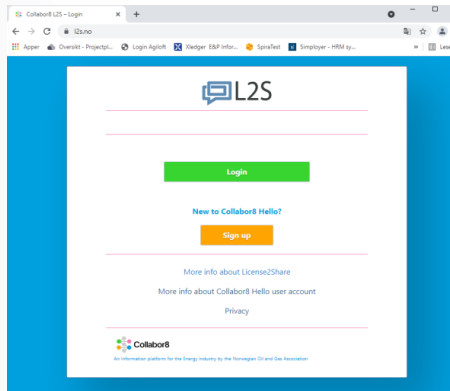
- available
- secure enough
- relevant for our users
- cost



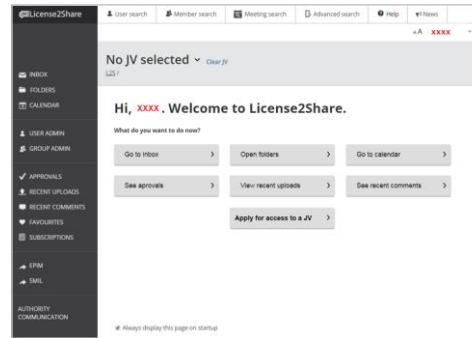
If application cannot find a user account matching email address then user is redirected to a application specific webpage describing how to apply for a application user account.

Concept – Collabor8 Hello log-in process – Federated user

1. Enter application log-in page (e.g. l2s.no)



2. Logged into application



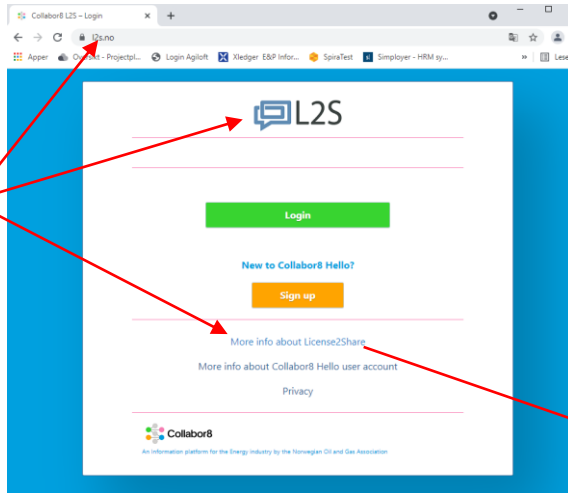
If application cannot find a user account matching email address then user is redirected to a application specific webpage describing how to apply for a application user account.

Pre-requisites:

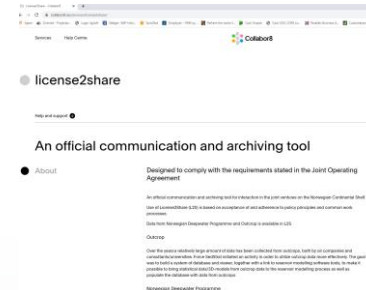
- User organisation has implemented a federation between internal Identity Management system and Collabor8 Hello
- User is logged into own company infrastructure.

Concept – Collabor8 Hello log-in page template

Defined by application



- Each NOROG application adopting Collabor8 Hello will get a similar log-in page.
- Log-in pages will benefit from a common security regime to ensure effective and cost efficient security management.



<https://collabor8.no/services/license2share/>

Concept – What is an Collabor8 Hello account?

Collabor8 Hello account info:



- Company (NOROG User organisation)
- E-mail address (e.g. xxx@company.com)

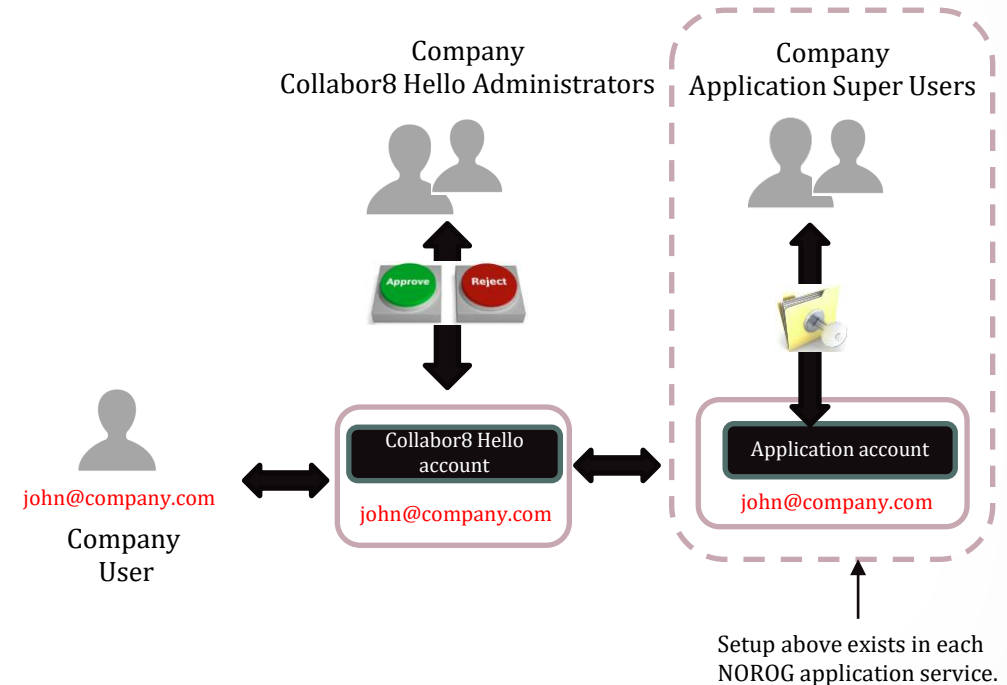
- Full name (e.g. [Bob Johnson](#))
- Mobile number (optional)
- References to chosen e-ID (one only)
 - BankID
 - BuyPass Code Authentication
 - Federation with company

} Registered at account creation. Cannot be changed by user, only replaced by deleting account and re-sign-up with new details.

} If the User organisation is not federated, this is managed by user itself via Collabor8 Hello User Profile available at <https://hello.collabor8.no/>
If the User organisation is federated, Collabor8 Hello accounts are automatically synchronized, and users do not have access to edit their Collabor8 Hello account.

Concept – Collabor8 Hello account vs Application accounts?

- Collabor8 Hello Accounts are used for **authentication** purposes
- Application Accounts provides **authorization** (user access privileges)
- Collabor8 Hello accounts and Application accounts are linked via **personal company email address**
- If Collabor8 Hello administrators revoke a Collabor8 Hello account, user immediately loses access to all applications using Collabor8 Hello for authentication.



Collabor8 Hello - User Account Lifecycle

- Sign-up
- Self-care
- Automatic re-validation (leavers handling)

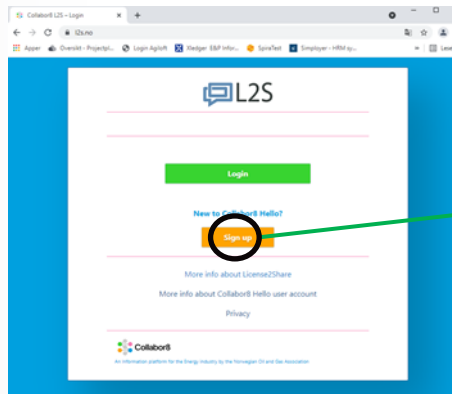
Collabor8 Hello - User Account Lifecycle – Sign up



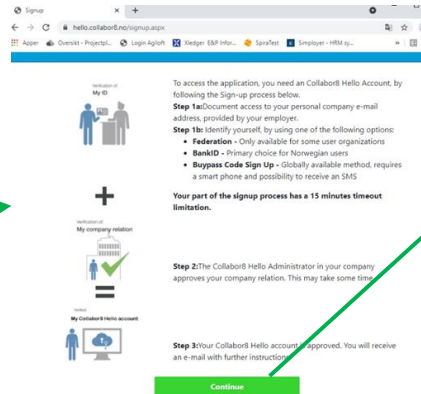
Collabor8 Hello - User Account Lifecycle – Sign up



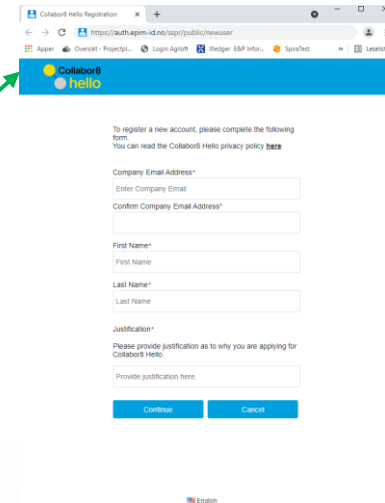
1. Use “Sign up” link on application log-in page (e.g. l2s.no)



2. Click “Continue” after read information page.



3. Fill out request form

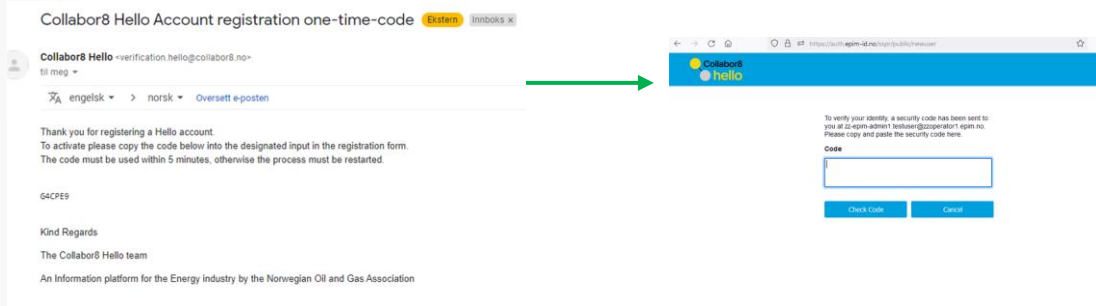


User Account Lifecycle – Sign-up



1. Email with OTP is sent to email

2. Enter one-time password



Collabor8 Hello Account registration one-time-code Extern Innboкс x

Collabor8 Hello <verification.hello@collabor8.no>
Et mail

engelsk > norsk > Oversett e-posten

Thank you for registering a Hello account.
To activate please copy the code below into the designated input in the registration form.
The code must be used within 5 minutes, otherwise the process must be restarted.

GACPE8

Kind Regards
The Collabor8 Hello team
An Information platform for the Energy industry by the Norwegian Oil and Gas Association

To verify your identity, a security code has been sent to you at `tz-egm-admin1@operator1.egm.no`.
Please copy and paste the security code here.

Code

User Account Lifecycle – Sign-up



1. Chose authentication method

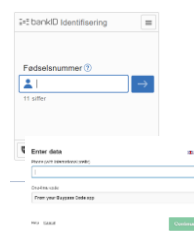
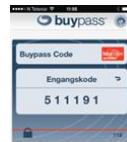
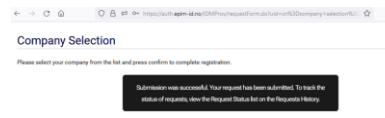
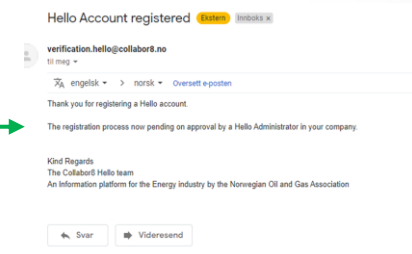
2. Prove own identity

3. Confirmation

4. E-mail Receipt – pending approval

Velg metode

- BankID >
- BankID on mobile >
- Bypass Code Authentication >

User Account Lifecycle – Sign-up



1. Collabor8 Hello Admin receives notification

A user has registered with your company.

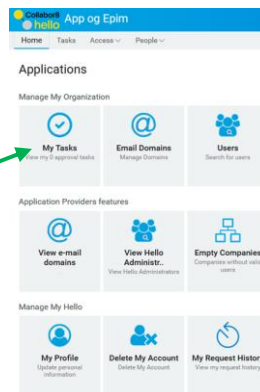
Submitted by: rv@norog.no Submitted on: 20210819 Registration reason: Test
You can review a list of all requests pending your approval by logging in to Hello (<https://hello.collabor8.no>) and check "My Tasks".

Kind Regards

The Collabor8 Hello team

An Information platform for the Energy industry by the Norwegian Oil and Gas Association

2. Processes request in Collabor8 Hello self-care module – Task overview



3. User receives auto email

```
From: verification.hello@collabor8.no <verification.hello@collabor8.no>  
Sent: torsdag 19. august 2021 08:18  
To: Roar Vika <RV@norog.no>  
Emne: Hello Account approved
```

*** MERK! Denne meldingen er sendt fra en avsender utenfor din egen organisasjon ***

Thank you for registering a Hello account.

Your Hello account is now approved by your company's Hello Administrator.

Please proceed by:

- Accessing the desired web application, using the application's URL.
- Login using the registered e-mail account and the identification method used during registration.
- Follow directions presented by the application.

You can administrate your Hello Account using the Self-service interface available on <https://hello.collabor8.no>.

Kind Regards

The Collabor8 Hello team

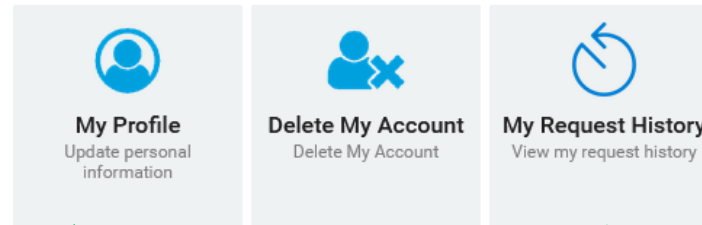
An Information platform for the Energy industry by the Norwegian Oil and Gas Association

User Account Lifecycle – Self care

Regular user

<https://hello.collabor8.no>

Manage My Hello



Edit own profile

- Name
- Mobile

Delete your Collabor8 Hello account when no longer needed (GDPR compliance)

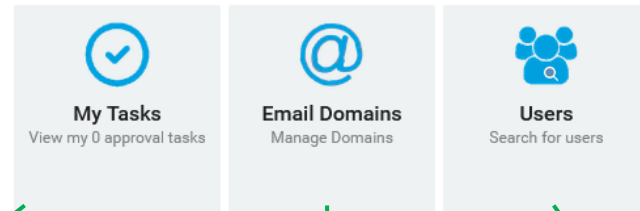
See your request history

User Account Lifecycle – Self care

EPIM ID Administrator

<https://hello.collabor8.no>

Manage My Organization



Use to:

- Approve/decline account requests

Used to:

- Add/remove email domains to my organisation.

Used to:

- Temporary suspend user accounts
- Delete user accounts
- Grant/revoke Collabor8 Hello Administrator privileges

User Account Lifecycle – Automatic re-validation (leavers handling)

- Users must reconfirm continued need for an Collabor8 Hello account on regular basis.
- User only need to do an active login with their Collabor8 Hello account within given deadline (6 months).
- Each user organisation should in addition have an internal process assuring closure of Collabor8 Hello accounts when staff:
 - leave the organisation
 - no longer needs an Collabor8 Hello account.

Security & Privacy - Facts

- Collabor8 Hello is included in NOROG's Information Security Management System (ISMS)
 - Based on ISO 27001.
 - Involves use of 3rd Party security experts
- Collabor8 Hello only stores very limited personal information, needed to do a positive authentication of the user.
- Sensitive information exchange is between User and eID provider (e.g. BankID) directly.
- Collabor8 Hello is built based on standard commercial Identity Management software, where systems are built to handle security and privacy by design.

Security & Privacy

- **Typical statement:** I do not want to blend private information into a job context.
- **Answer:** Many operator companies required display of identity cards in the reception for visitors. Collabor8 Hello's practice is a parallel. Collabor8 Hello is much less intrusive.

- **Typical statement:** I do not like how ALTINN is mixing private and company information.
- **Answer:** Collabor8 Hello do not retain, nor display, any private information beyond simple attributes like name and optionally mobile phone number. The references to eID's stored on the users profile is a unique number without any association to the personal user.

Next steps and way forward

- Adoption application by application during 2020-2023
- Each NOROG service reference group involved in adoption activities



Norsk olje&gass