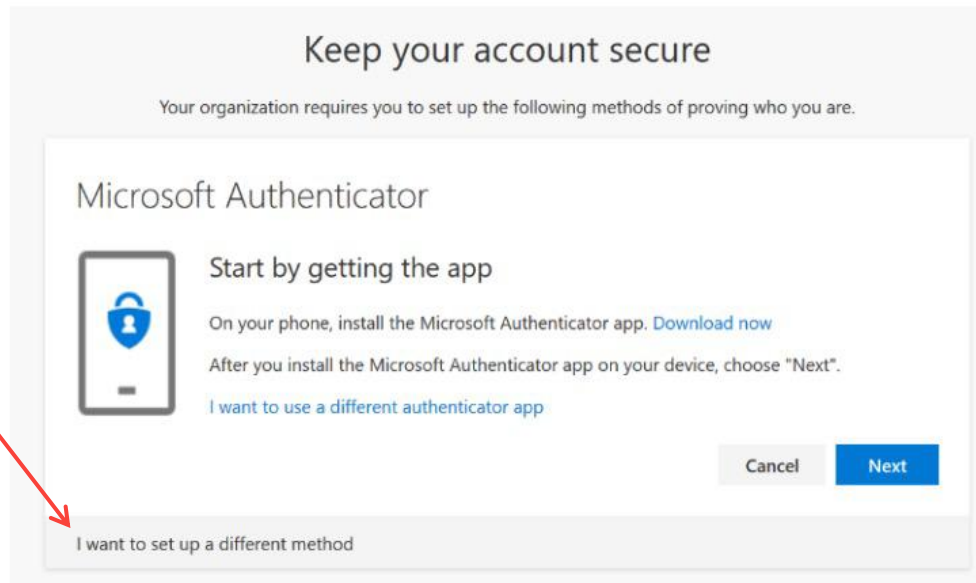


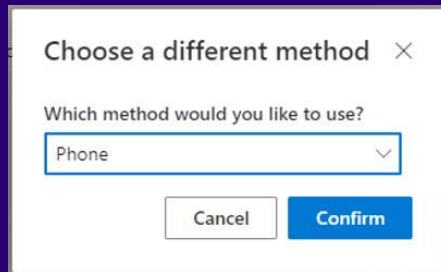
First time login to L2S

- If you want to use **Microsoft Authenticator**, you must download it to your phone if you do not already have it. Then click Next to start the process of adding L2S. (see page 3)
- Alternatively, you can choose to use **SMS as two-factor authentication**. Then select "**I want to set up a different method**" You will then receive a code by SMS to verify the login. (see page 2)
- If you have changed your phone, see page 4



First time login to L2S with SMS

- Select “Phone” as your method
- Add your country and phone number
- You will now receive a code on your phone, enter this and click Next.

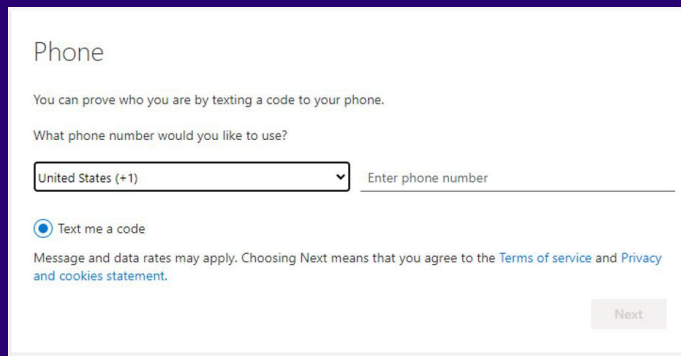


Choose a different method ×

Which method would you like to use?

Phone ✓

Cancel Confirm



Phone

You can prove who you are by texting a code to your phone.

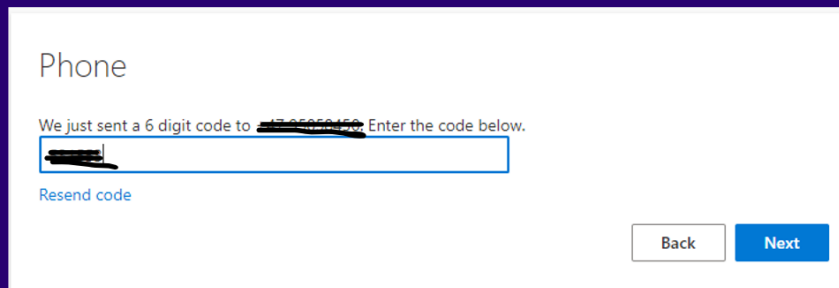
What phone number would you like to use?

United States (+1) Enter phone number

☒ Text me a code

Message and data rates may apply. Choosing Next means that you agree to the [Terms of service](#) and [Privacy and cookies statement](#).

Next



Phone

We just sent a 6 digit code to ~~XXXXXXXXXX~~ Enter the code below.

[Resend code](#)

Back Next

First time login to L2S with Microsoft Authenticator

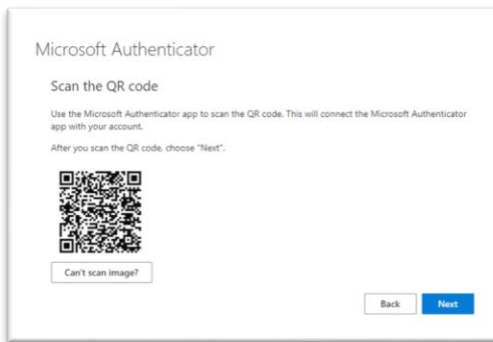
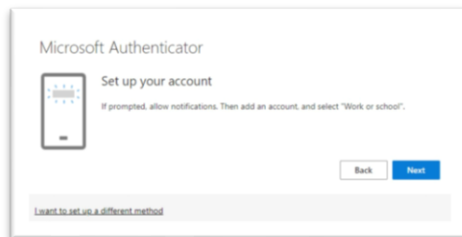
- Now you need to use the Authenticator app on your phone and select "Verified IDs" at the bottom right.

- Click on "Scan a QR code" and scan the QR code that appears on your PC.

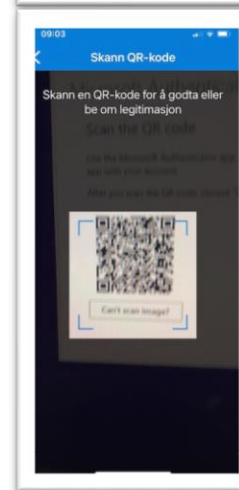
- The Authenticator app should now list "Offshore Norge L2S".

See this on how to backup your account: support.microsoft.com

Your PC



Your PHONE



Setting up a new phone with Microsoft authenticator

- If you have changed your phone, you might need to reset “multifactor authentication”(MFA) to be able to setup the authenticator app on a new device.
- Ask an L2S superuser in your company to send an email to L2S support, requesting resetting of your MFA.
- Next time you log into L2S, follow the steps in page 3 to setup the account in Microsoft authenticator on your new device.